

UCAS

UNLOCKING UCAS: WHAT YOU NEED TO KNOW

Nicola Turner
Adviser Engagement Partner, UCAS



HIGH LEVEL TRENDS



What we're seeing at the ECD

APPLICANTS AT THE EQUAL CONSIDERATION DATE

+3.1%

TOTAL APPLICANTS

619,360
applicants

+18,700 vs 2025

+4.8%

UK 18-YEAR-OLDS

338,940
applicants

+15,580 vs 2025

+5.1%

INTERNATIONAL

124,830
applicants

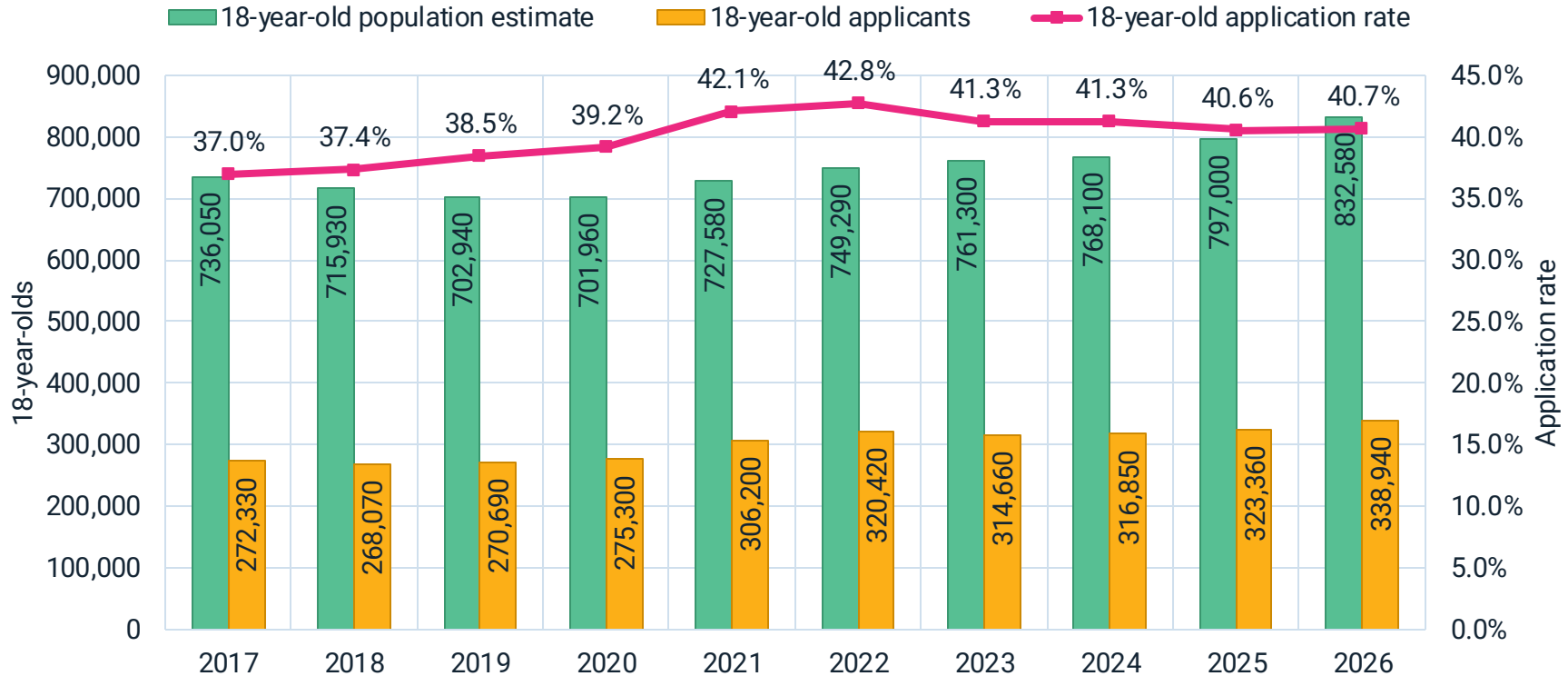
+6,030 vs 2025

-6.1%

UK 21 AND OVER

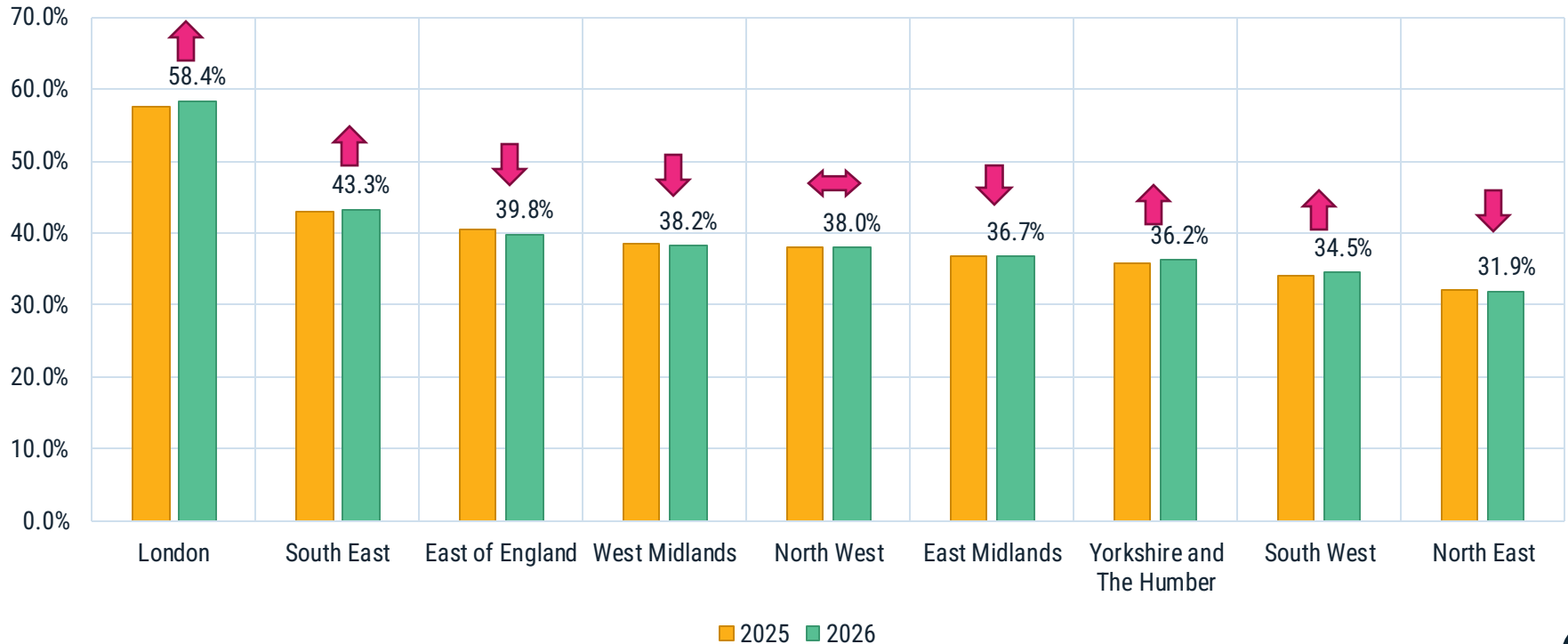
57,570 applicants
-3,710 vs 2025

UK 18-YEAR-OLD APPLICATION RATE



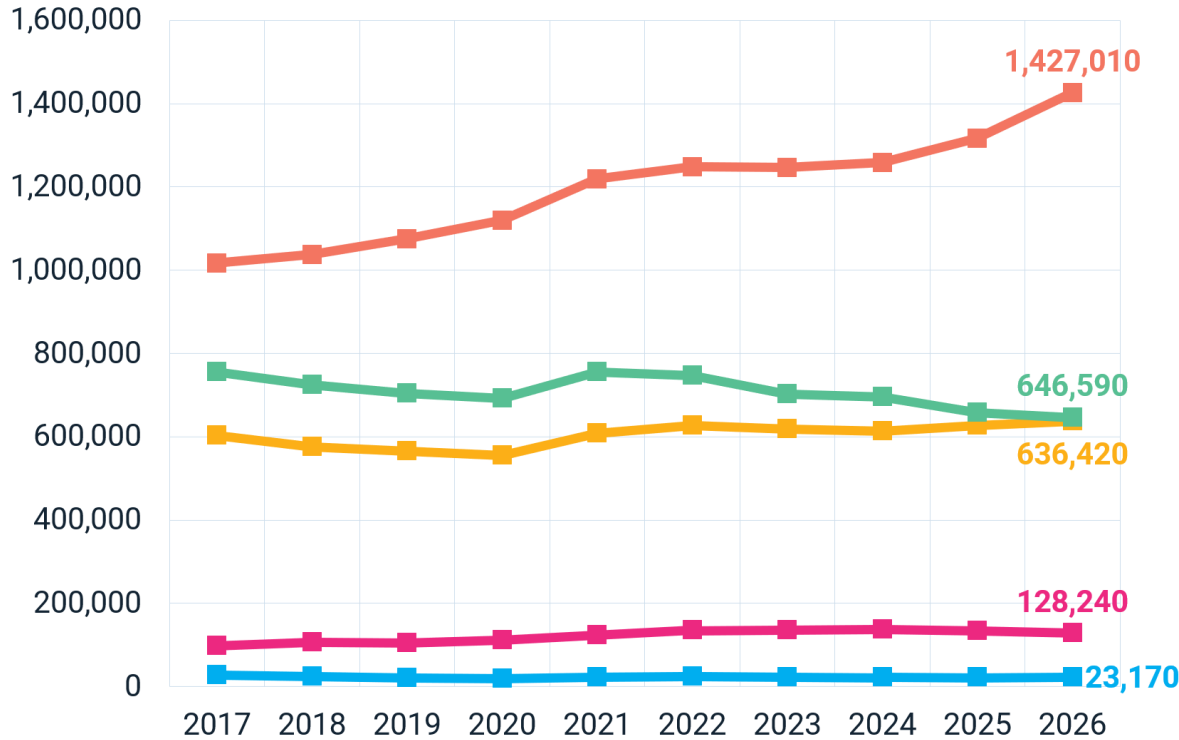
Data source: UCAS Equal Consideration Date 2026

18-YEAR-OLD APPLICATION RATES BY ENGLISH REGION



UCAS PROVIDER CATEGORIES: ALL APPLICANTS

Applications by UCAS Provider Category



+8.3% Higher tariff

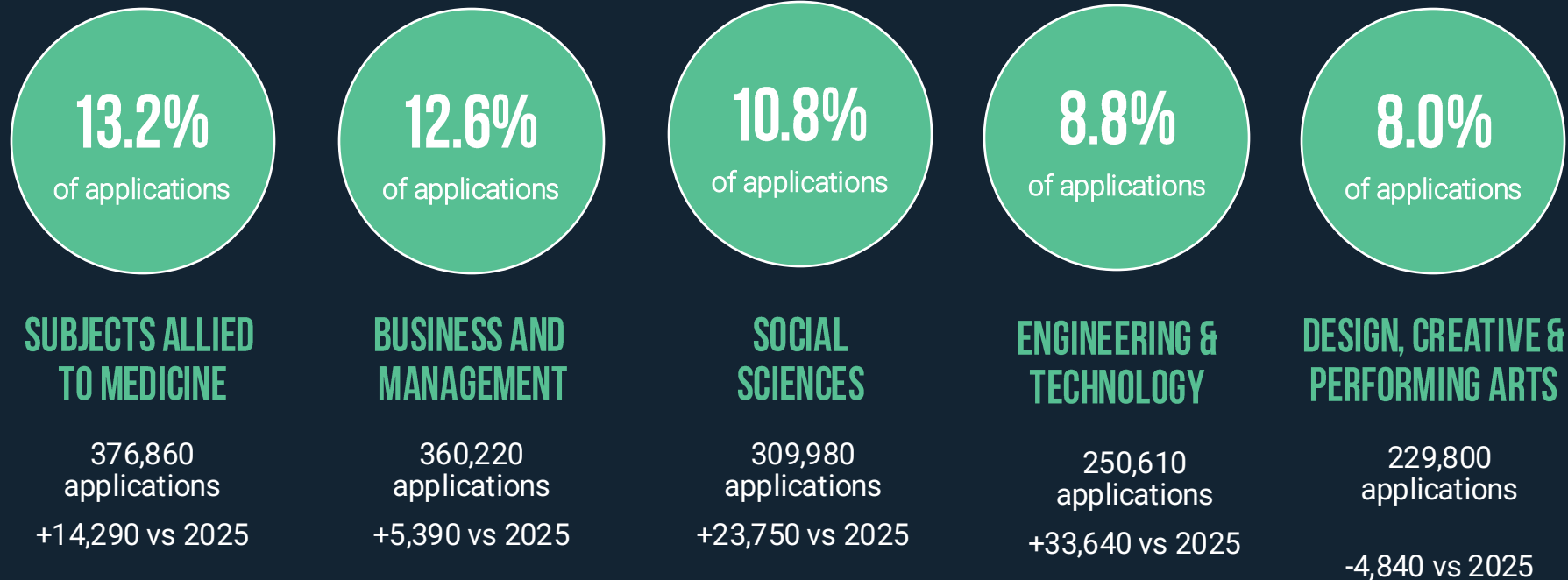
-1.8% Lower tariff

+1.4% Medium tariff

-4.0% Specialist

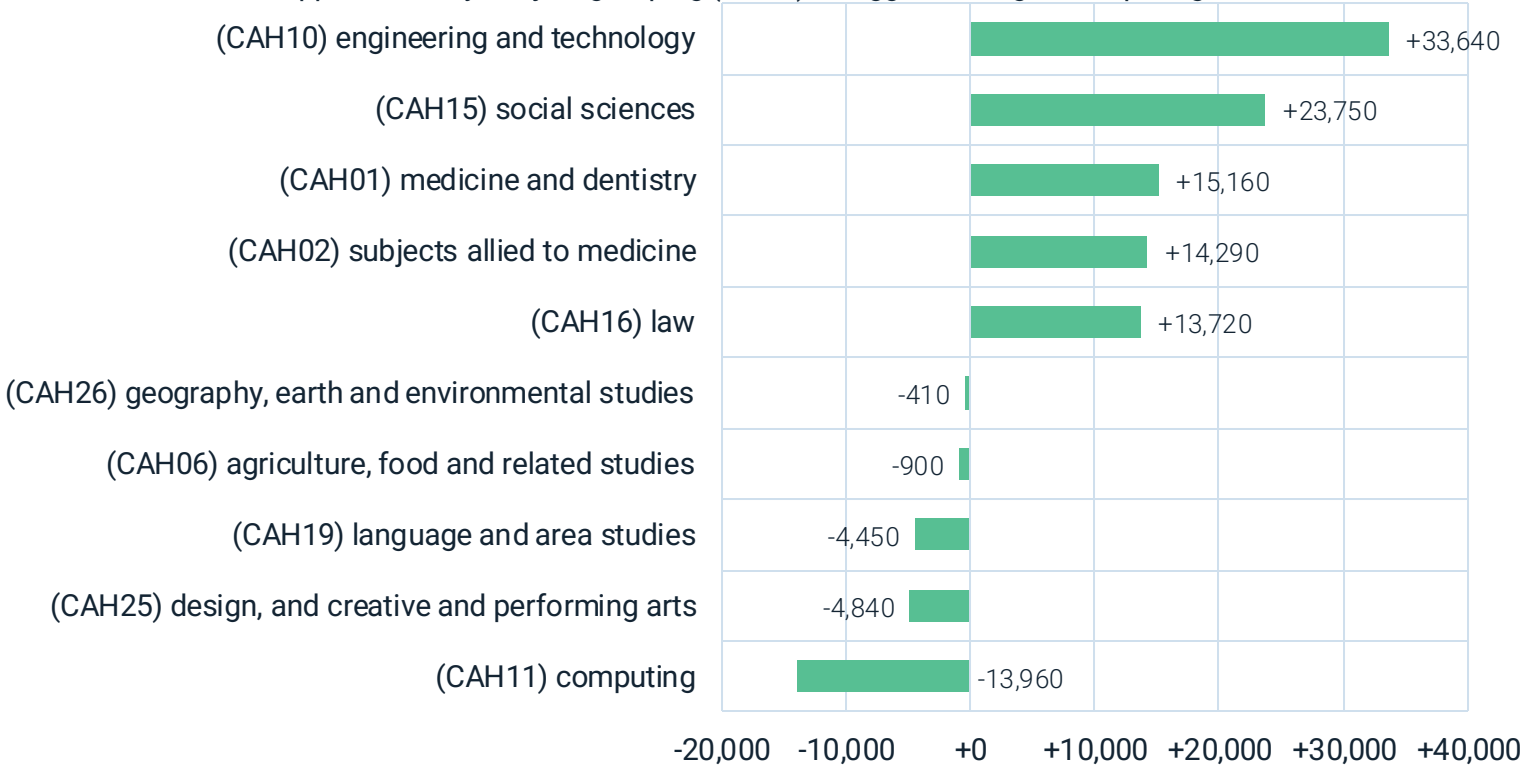
+2.7% Smaller

POPULARITY OF SUBJECTS ALLIED TO MEDICINE REMAINS HIGH



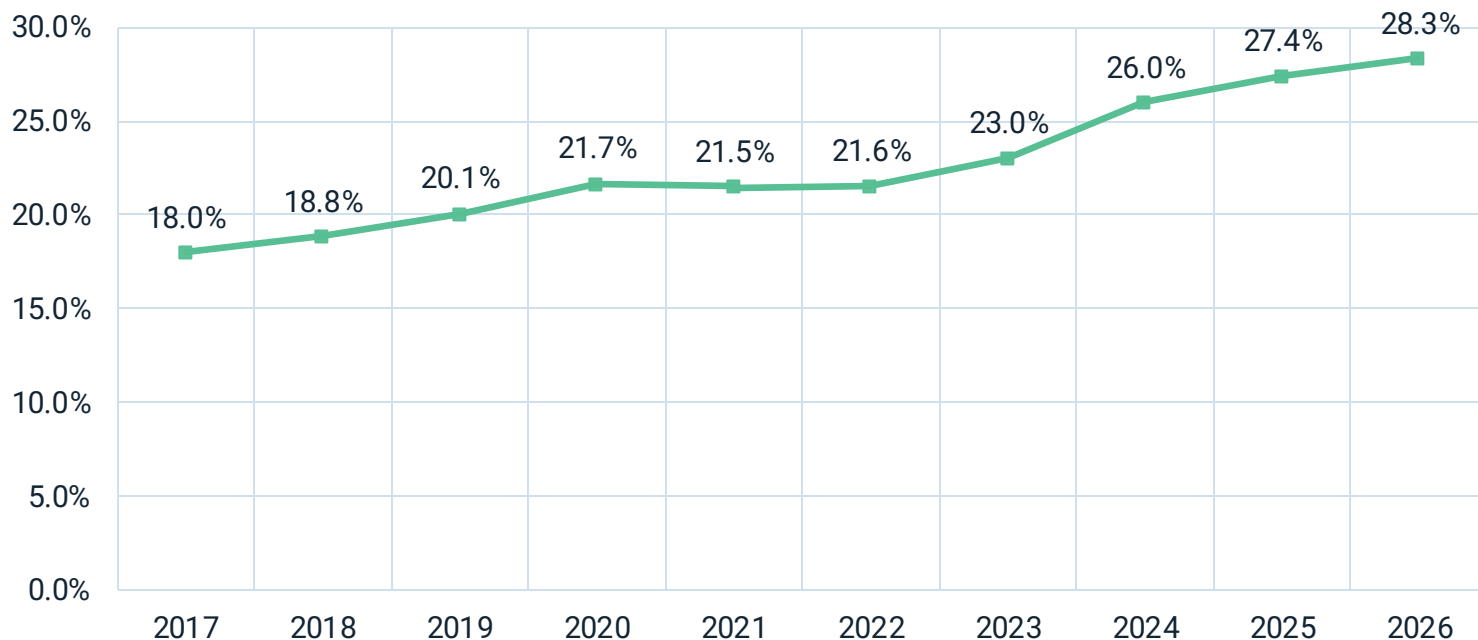
GROWTH FOR ENGINEERING & TECHNOLOGY BUT COMPUTING CONTINUES TO FALL

Applications by subject grouping (CAH1) – Biggest changes comparing 2025 to 2026 ECDs



MORE 18 YEAR OLD APPLICANTS INTENDING TO LIVE AT HOME

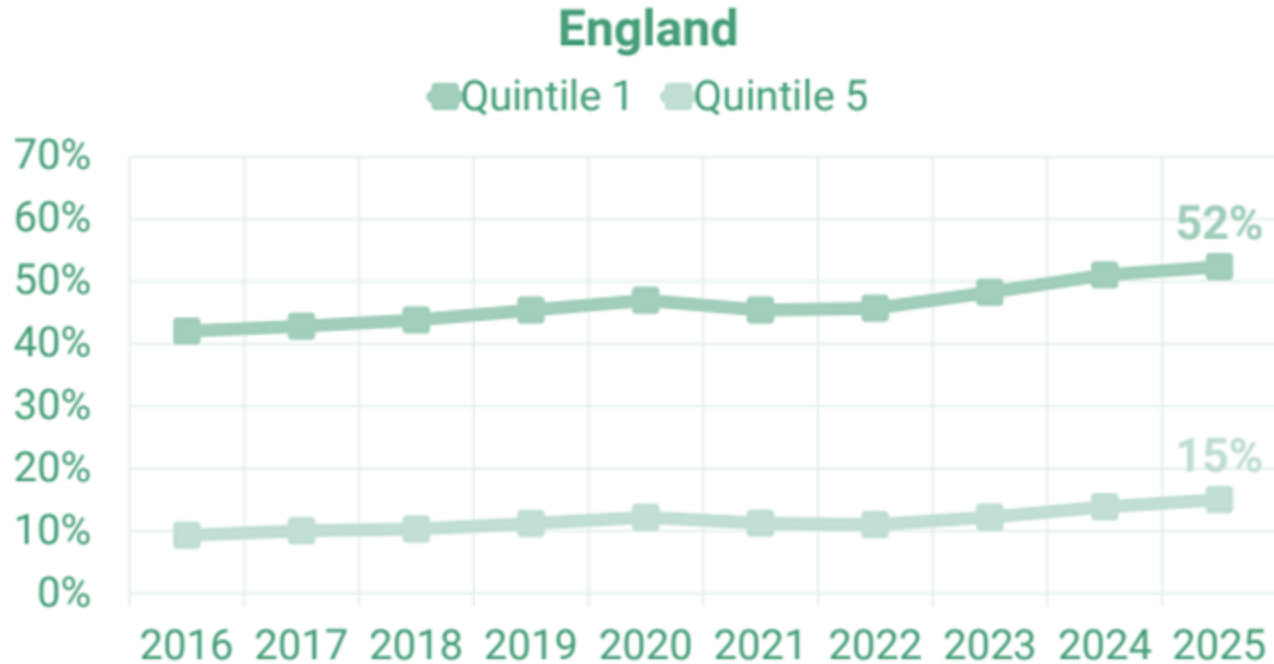
Percentage of UK 18-year-old applications where an intention to live at home is declared



+0.9PP

Increase in the rate of declarations to live at home, 2026 vs 2025

INTENTION TO LIVE AT HOME BY IMD



INSIGHT FROM THE MORE ABOUT YOU QUESTIONS

Number of UK applicants sharing their circumstances

16,360

**ESTRANGED
STUDENTS**

(16,405 in 2024)

20,135

**SERVICE
CHILDREN**

(20,070 in 2024)

13,975

**DISPLACED
STUDENTS**

(12,220 in 2024)

18,285

**CARING
RESPONSIBILITIES**


(18,160 in 2024)

27,390

**PARENTING
RESPONSIBILITIES**

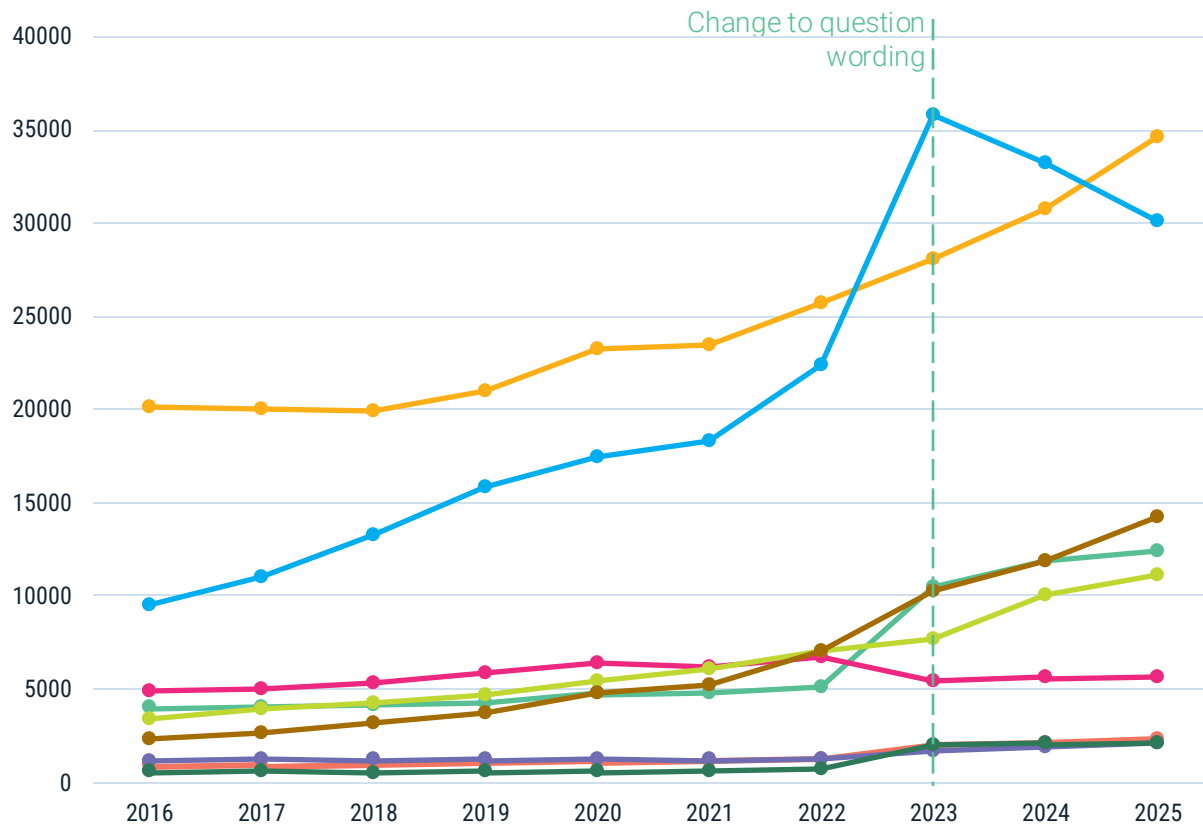
(29,355 in 2024)

144% INCREASE IN APPLICANTS SHARING A DISABILITY OVER THE LAST DECADE



1 in 4

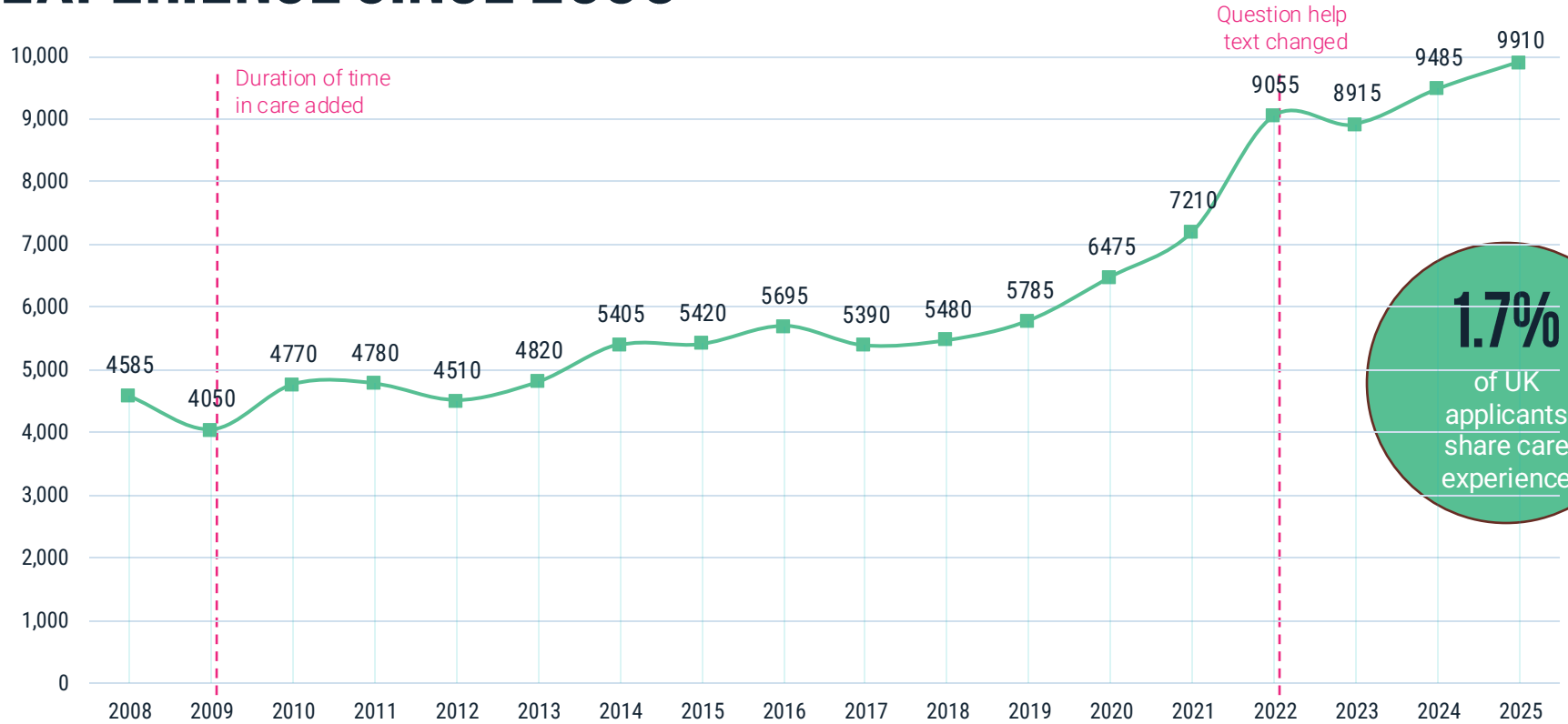
UK accepted applicants shared a disability in 2025



- Hearing impairment
- Learning difference
- Long-term illness/health condition
- Mental health condition/challenge/disorder
- Other condition/impairment
- Physical impairment/challenges with mobility
- Social/behavioural/communication impairment
- Two or more impairments
- Visual impairment

Data source: UCAS End of Cycle 2025

116% INCREASE IN UK APPLICANTS SHARING CARE EXPERIENCE SINCE 2008



1.7%
of UK applicants share care experience

NEW AND IMPROVED

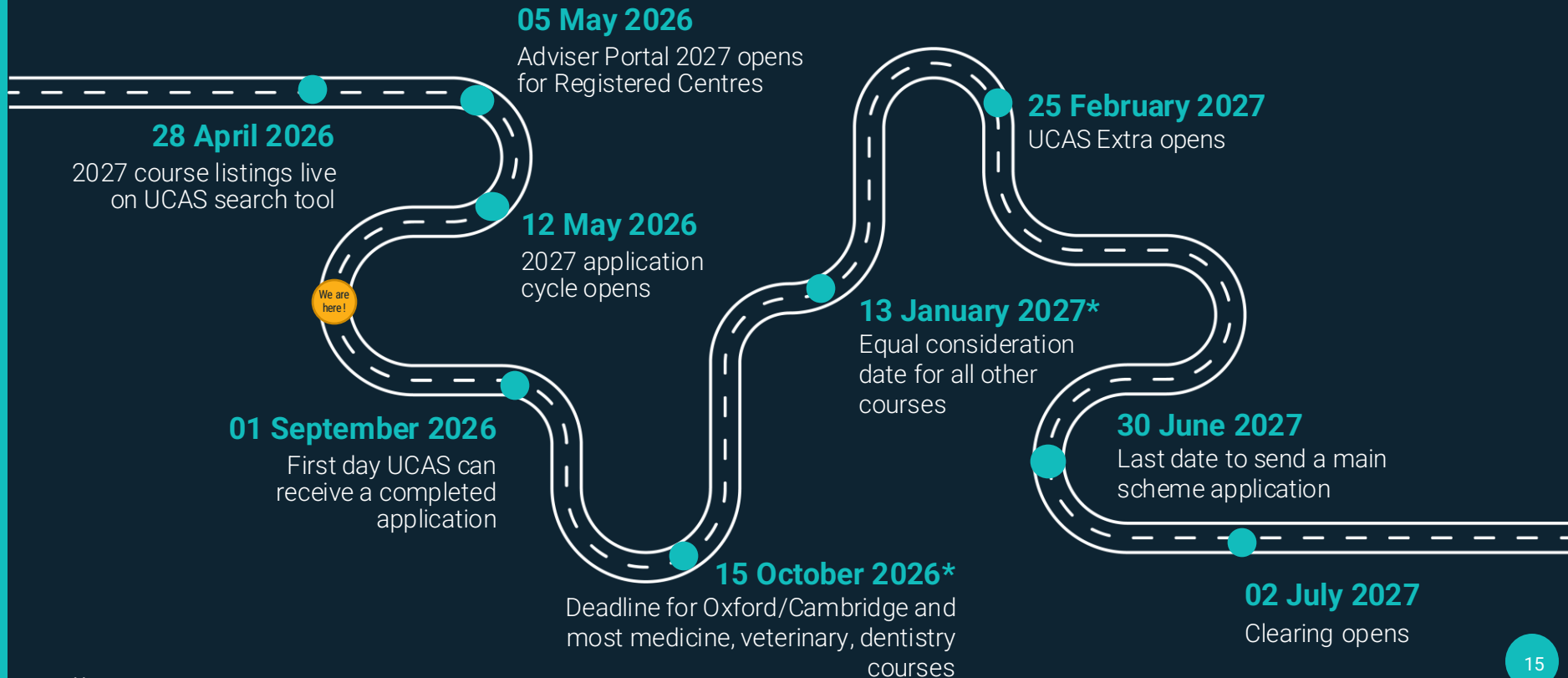


Getting ready for the 2027 cycle

KEY DATES: 2027 ENTRY

UCAS

* 18.00 UK time



DOCUMENT UPLOAD

From 2026 Clearing (direct applicants) and all 2027 applications, students will have the option to upload supporting documents.

Document types include:

- ✓ Change of name
- ✓ Care experience (UK only)
- ✓ Visa and immigration status
- ✓ Passports
- ✓ International qualifications
- ✓ UK qualifications* (where relevant; those currently in formal education are not expected to upload)


Optional Would you like to upload your visa or immigration status?

Documents with security markings such as visas or immigration documents must be uploaded as photos and not scanned.

Only upload documents that are in your own name. Do not submit documents belonging to someone else (e.g. a parent, guardian or spouse).

Adding these documents may assist universities and colleges in evaluating your fee status. If you cannot add documents before you submit, you may be asked to send them directly to the universities and colleges.

[FAQs about uploading your visa and immigration documents](#)

 Upload documents

- Upload is **optional** – the aim is to support efficient, inclusive admissions.
- Applicants must still **complete all required information** on the UCAS application.
- Advisers cannot access documents and are **not required to review** or check them.

UCAS

STRENGTHENING SUPPORT FOR CARE-EXPERIENCED APPLICANTS

CARE LEAVER WAIVER: eligible applicants can receive an application fee waiver.

UPLOAD SUPPORTING DOCUMENTS: care-experienced applicants can share supporting documents with the university via UCAS.

TOOLKITS, GUIDES AND TRAINING: for all supporters and levels of experience.

EARLIER IDENTIFICATION: a new registration question in the UCAS Hub so we can tailor support.

Public

THE UCAS APPLICATION:

THE SUPPORTER'S TOOLKIT: CARE-EXPERIENCED APPLICANTS

A step-by-step guide to the UCAS process for anyone helping care-experienced applicants.



Supporting young people in care with their Personal Education Plans (PEPs)

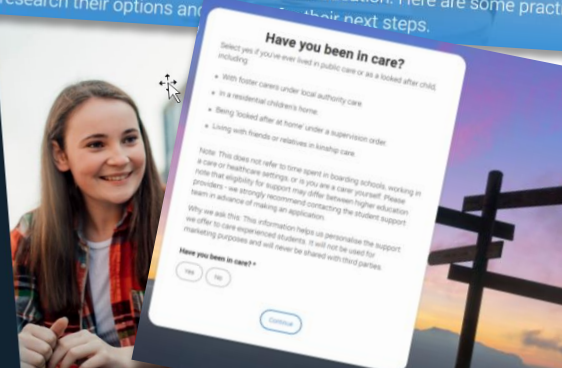
If you are supporting a young person's Personal Education Plan (PEP), this guide suggests professional actions as they make their career and education choices – from Year 8 through to post-16 study. Content provided by Virtual School Sheffield.

Supporting care experienced students

Students who have spent time in care are entitled to support to help them access higher education. Here are some practical ways you can support care experienced students research their options and plan their next steps.

UCAS

TRAIN THE TRAINER: SUPPORTING CARE- EXPERIENCED APPLICANTS THROUGH THE UCAS PROCESS



Have you been in care?

Select yes if you've ever lived in public care or as a looked after child including:

- With foster carers under local authority care
- In a residential children's home
- Being looked after at home under a supervision order
- Living with friends or relatives in lasting care

Note: This does not refer to time spent in boarding schools, working in a care or healthcare settings, or if you are a care leaver yourself. Please be as honest as possible in your answer. We strongly recommend contacting the student support team in advance of making an application.

We use this information to help us personalise the support we offer to care experienced students. It will not be used for marketing purposes and will never be shared with third parties.

Have you been in care? *

Yes No

Continue

STRENGTHENING SUPPORT FOR SEND STUDENTS

NEW TOOLKITS, GUIDES AND TRAINING
for all supporters and levels
of experience.


IMPROVED APPLICATION QUESTION:
easier to share multiple
disabilities/conditions.



UCAS


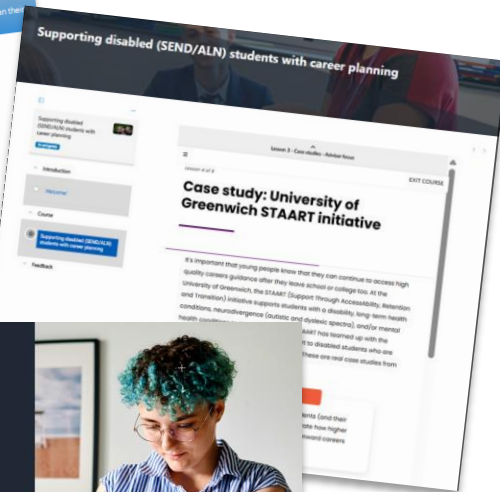
Disabled students (SEND/ALN)

We've worked with experts, such as the National Association of Disability Practitioners (NADP) to outline some of the ways in which you can help your students make a successful transition.



Students with mental health conditions

Some students may be hesitant to tell their university, so we've worked with experts (including Student Minds and the University Mental Health Advisers' Network (UMHAN)) to explain the process of declaration to your students, and offer practical ways to help them manage the transition to independence.



More about you

Tell us about any circumstances you might need support for during your studies. We want to reassure you that this information is confidential and will not negatively impact your application.

Information will be shared with those involved in supporting you – not all universities and colleges offer the same support, so it is a good idea to contact them directly to ask any questions before you apply.

We may also use this information (anonymously) for monitoring purposes to inform and improve support for future students.

Every year, over 60,000 students with a physical and/or mental health condition, long-term illness, or learning difference apply through UCAS to study at a university or college in the UK, and access a range of support available to help with their studies, day-to-day activities, travel, or lifestyle. Would you consider yourself as living with any of the following: *

I have a learning difference
(e.g. dyslexia, dyspraxia, or AD/HD)

I have a hearing impairment
(e.g. deafness or partial hearing)

I have a mental health condition, concern or disorder
(e.g. anxiety or depression)

I have a physical impairment or challenges with mobility, or dexterity
(e.g. climbing stairs or uneven surfaces, using a keyboard or laboratory equipment)

I have a long-term illness or health condition
This may involve pain or cause fatigue, loss of concentration or breathing difficulties – including any effects from taking associated medication.

I have a social, behavioural or communication impairment
(e.g. an autistic spectrum condition, Tourette's Syndrome, or speech and language difficulties including stammering)

I have a visual impairment uncorrected by glasses
(e.g. blindness or partial sight)

I have a condition or impairment not listed

None of these apply to me

I prefer not to say

ENABLING STUDENTS TO SHARE MORE

- A refreshed disability question in the 'More about you' section.
- Gives students the ability to share **multiple disabilities** and conditions more clearly, improving support.
- A new **question design** makes sharing simpler.

BUDGET CALCULATOR

Here's a breakdown of the living costs in Cheltenham

Based on what real students have shared, here's how typical living costs break down by category on a typical monthly basis.

Accommodation



e.g. rent, halls, or live at home – your home while you study.

£508 – £891

Bills



e.g. phone bill, utilities, Wi-Fi, streaming – all the essentials that keep your place running.

£265

Travel & transport



e.g. buses, trains, taxis – all the ways you travel to uni, work, or nights out.

£41

Food & essentials



e.g. groceries and everyday items like toiletries or cleaning stuff.

£107

Social & entertainment



e.g. socialising, nights out, and little treats.

£117

You & your wellbeing



e.g. health, fitness, and self-care.

£97

Discover more about [money and student life](#) – budgeting, student discounts, and student finance tips!

Find out more about costs and available [support for apprenticeships](#).

All living costs, except accommodation - source: Aggregated, anonymised real-world student data from Blackbullion.

Accommodation costs - source: data provided by © StudentCrowd Limited

Now, let's see what it might cost for you

Create your own personal budget

Accommodation

£ 600

e.g. rent – depending on type of housing.

Bills

£ 100

e.g. utilities, insurance, TV, broadband & mobile.



Because you've selected halls accommodation, you might not need to pay separate utility bills. Check what's included in your rent and adjust your bills budget if needed.

Groceries

£ 150

e.g. food and household supplies.



Travel & Transport

£ 0

e.g. commuting to uni, work, or social activities.



Health

£ 19

All living costs, except accommodation - source: Aggregated, anonymised real-world student data from Blackbullion. Accommodation costs - source: data provided by © StudentCrowd Limited

Estimated monthly spending

£1,040

whilst studying in Cheltenham

Next, tell us about your lifestyle

Back

My summary

Don't forget if any of the categories don't apply to you, then you can remove the prepopulated figures to exclude them from your budget!






You can find the Budget Calculator in the UCAS Hub

Tracking your student income

Enter your income from all sources to calculate your monthly student budget.

To learn more about income and student finance, visit [UCAS: Money and Student Life](#).

The budget calculator produces a monthly budget, to keep things simple if you enter income as a one-off the calculator will divide that payment by 12 and show you the amount monthly for a single year.


<p> Student finance</p> <p><small>Your maintenance loan from student finance for living costs. This might be paid on a termly rather than month basis.</small></p> <p>£ 3000</p> <p>Termly ▾</p>	<p>Estimated monthly income</p> <h1>£1,367</h1> <hr/> <p>Estimated monthly spending</p> <h1>£1,040</h1> <p>whilst studying in Cheltenham</p> <p>View my summary</p> <p>Back</p>
<p> Part-time work</p> <p><small>Monthly earnings from part-time jobs while studying or an apprenticeship.</small></p> <p>£ 200</p> <p>Monthly ▾</p>	
<p> Scholarships, bursaries and grants</p> <p><small>Financial awards which often don't need to be repaid.</small></p> <p>£ 5000</p> <p>One-off ▾</p>	
<p> Personal savings</p> <p><small>Money you've saved yourself from part-time work or other sources.</small></p> <p>£ 0</p> <p>One-off ▾</p>	
<p> Additional support</p> <p><small>Any extra money from parents, guardians, relatives or carers.</small></p> <p>£ 0</p> <p>One-off ▾</p>	

UK Student Budget Calculator



Your personal summary

☑ Looks like you will balance your budget!



Based on what you have told us your budget suggests you'll have **£327** left each month while at university, college or undertaking an apprenticeship in **Cheltenham**, giving you some wiggle room for your spending.

[You can find some hints and tips here.](#)

SCHOLARSHIPS AND BURSARIES SEARCH TOOL

UCAS Discover Applying Money & student life International

Search

Scholarships, bursaries & grants

Search for items

Not all scholarships, bursaries, and grants are on UCAS.com. Check directly with your chosen university for all available options. [Learn more](#)

Search All | 852 results | Page 1 of 43

All filters Level of study University or College Domicile

BU Bournemouth University Apply

Global Futures Scholarships - North America - Undergraduate
Funding application deadline: 05 Mar 2026
University of Manchester
£10,000.00

Rest of UK (RUK) Bursary 2026-27
Funding application deadline: 27 Aug 2026
University of Dundee
£2,000.00

Sir Thomas White School
Funding application deadline: 31 Mar 2026
University of Northampton
£4,500.00

1st Formations Business Scholarship
Funding application deadline: 31 Jan 2026
Bristol, UWE
£500.00

2025-26 Business Scholarships
Funding application deadline: None
Hartpury University
Between £2,000 to £3,500

2025-26 Postgraduate Country Scholarship
Funding application deadline: None
Hartpury University
Up to £5,000

2026-27 Alumni Discount
Funding application deadline: None
Northumbria University, Newcastle
20%

Queen Mary University of London Bursary
Queen Mary University of London

Scholarship information

About the award
Level: Undergraduate
Course: All
Country/Region: United Kingdom
Value: £1,700 per year if your household income is less than £20,000, or £1,000 per year if your household income is between £20,000 and £35,000
No. of awards: Unlimited
Deadline: 31 July 2026

More information
The Queen Mary Bursary is worth:
£1,700 each year for students whose household income is less than £20,000
£1,000 each year for students with a household income between £20,000 and £35,000
Applying for the Queen Mary Bursary
You do not need to make a separate application for the Queen Mary Bursary. To receive a Queen Mary Bursary you must have applied to

Details
Amount: £1,000.00 to £1,700.00
Domicile: UK
Study level: Undergraduate
Awarded by: Queen Mary University of London
Funding application deadline: 31 Jul 2026

Apply

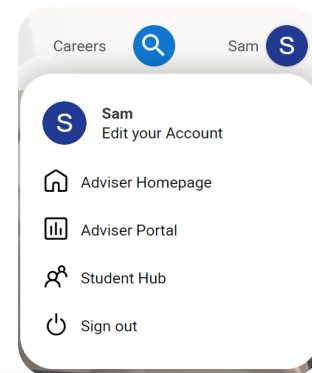
Funding application deadline:
31 Jul 2026
To apply for this scholarship you must submit your application on the scholarship provider's website by this date.

[Link to the scholarships search tool](#)

STUDENT HUB ACTIVITY IN THE ADVISER PORTAL

Adviser portal

For registered centres supporting UG applications



Student Hub activity

View your students' preparatory activity in the Hub

[Go to student Hub activity](#)

Application Management

View details of your students' progress, application details, and references

[Go to 2026 applicant list](#)

[Go to 2027 applicant list](#)

Tracking offers and decisions

View details of your students' offers and decisions

[Go to 2026 tracking offers & decisions](#)

[Go to 2027 tracking offers & decisions](#)

Outreach Connection Service

Search, find and filter for outreach opportunities

[Go to Outreach Connection Service](#)

Centre management

Here you can view and manage details about your centre(s) including buzzwords and groups

[Go to 2026 centre management](#)

[Go to 2027 centre management](#)

Data & reporting

Your paid for data and reports

[View reports](#)

Staff management

Here you can view and manage staff and permissions at your centre(s)

[Go to staff management](#)

Student stats

Total number of students	460
2026 application year	150
2027 application year	152
2028 application year	158

Additional study types

Apprenticeships	460
Straight to employment	150
Conservatoires	152
Gap year	158
Study abroad	158

Subject of interest

Business and management studies	45
Education	38
Computer science	32
Architecture and planning	24
Nursing	22
Philosophy	16
Mathematics and statistics	12
Law and legal studies	9
Social work, childhood, and youth stud...	8
Teaching	8

Industries of interest

Business and administration	45
Education, teaching, and childcare	38
Digital and IT	32
Construction, architecture, and the bu...	24
Creative and design	22
Care services	16
Engineering and manufacturing	12
Law and legal studies	9
Sales, marketing, and procurement	8
Health and science	8

Universities of interest

University of Nottingham	45
University of Birmingham	38
Nottingham Trent University	32
The University of Manchester	24
University of Oxford	22
Arts University Bournemouth	16
Imperial College London	12
University of the Arts London	9
University of East Anglia	8
University of the West of England	8

Unibuddy chats

Students using Unibuddy1
Chats in progress1



Subject spotlights

Students exploring courses0
Total subject spotlights0



Virtual work experiences

Students exploring experiences0
Total experiences0



First name	Last name	Applying	Unibuddy chats	Subject spotlights		Virtual work experiences		Events		Last sign in
				In progress	Complete	In progress	Complete	Booked	Attended	
Hannah	Abbott	2027	0	0	0	0	0	0	0	16/05/2026
Becca	Jones	2027	1	1	2	1	0	1	0	30/04/2023
Maximilian	Campbell-Howard	2026	3	0	1	0	1	2	1	30/04/2023

Penny Test

Last signed in: 24th Apr 2026 18 days ago

Year of Application: 2026
Application Type: Undergraduate



Subject Spotlights
2 In progress, 1 Complete



Virtual Work Experiences
1 In progress, 1 complete

< Back to student activity

Additional Information

Email addresses

p.prod@mailinator.com

We recommend Penny ProdTest adds a personal email address to their account.

Student is considering:

- Gap Year
- Straight to Employment

Student would like further information on:

- Apprenticeships
- Conservatoires

Initial Universities and Colleges

Universities or Colleges of interest chosen by the student during registration for their UCAS account.

Arts University Plymouth
Bangor University
ACM (The Academy of Contemporary Music)

Careers quiz

Student has not completed the careers quiz



Events

Booked events will display here along with confirmation of their attendance.

Events booked

0

Springpod Subject Spotlights

These short tasters allow students to gain insight into what it's like to study courses at universities and colleges.

In progress 2 Complete 1



MBChB Medicine with Dr Shafiq Ahmed

with Dr Shafiq Ahmed from University of Sunderland

Date started: 13/02/2026

Last activity: 13/02/2026



BSc (Hons) Computer Science with Dr Paul Sant

with Dr Paul Sant from The University of Law

Date started: 13/02/2026

Last activity: 13/02/2026





Adult Nursing with Dr Neil Wilson


with Dr Neil Wilson from Manchester Metropolitan University


Date started: 13/02/2026





DISPLAYING INTERNAL DEADLINES IN THE HUB


Careers  Sam 

 Sam
Edit your Account

 Adviser Homepage

 Adviser Portal

 Student Hub

 Sign out

Adviser portal

For registered centres supporting UG applications

Student Hub activity

View your students' preparatory activity in the Hub

[Go to student Hub activity](#)

Application Management

View details of your students' progress, application details, and references

[Go to 2026 applicant list](#)

[Go to 2027 applicant list](#)

Tracking offers and decisions

View details of your students' offers and decisions

[Go to 2026 tracking offers & decisions](#)

[Go to 2027 tracking offers & decisions](#)

Outreach Connection Service

Search, find and filter for outreach opportunities

[Go to Outreach Connection Service](#)

Centre management

Here you can view and manage details about your centre(s) including buzzwords and groups

[Go to 2026 centre management](#)

[Go to 2027 centre management](#)

Data & reporting

Your paid for data and reports

[View reports](#)

Staff management

Here you can view and manage staff and permissions at your centre(s)

[Go to staff management](#)

[Centre and reference details](#)[Contacts](#)[Centre linking \(buzzword\)](#)[Qualification shortlist](#)[Groups](#)[Application fee payment methods](#)[Referee contact details](#)[Reference template](#)[Internal deadlines](#)

Setting your internal deadlines

UCAS has two dates by which applications should be submitted, depending on the type of course and the university or college the student is applying to. Here you have the option to set your own internal deadlines for students to submit their applications to you for checking and adding references and predicted grades, before you send them on to UCAS.

- You do not have to set both deadlines.
 - If both deadlines are set, your October deadline date will be displayed to all of your applicants in the Hub until the UCAS October deadline has passed.
 - Once the UCAS October deadline has passed, your January deadline will be displayed to all of your applicants, if you have set one.
 - If you only set a January deadline, this will be visible to all of your applicants from the moment you save it.
 - The internal deadline(s) you do set will be visible to all applicants linked to you via the buzzword, regardless of their course choice/university/college.
- Applicants will see your internal deadline alongside the relevant UCAS deadline when they sign into the Hub.
- You can update your deadlines at any time.

Your October deadline

Students applying to Cambridge or Oxford, or applying to medicine, dentistry, or veterinary medicine/science should submit their applications to you by this deadline.

24 September 2026

Your January deadline

All students applying to most undergraduate courses should submit their applications to you by this deadline.

24 November 2026



Welcome back Sam

You're applying for Undergraduate courses in 2027 - [Change year](#)

2027 UCAS Application

[Go to application](#)

Your application is in progress

You have completed 18% of your application. You need to complete all sections of your application before you can submit it.

18%

Submit to your School/College/Centre by **25 September 2026**

To meet the UCAS October deadline on **15 October 2026**

The October date is for those applying to Oxford, Cambridge, medicine, dentistry, and veterinary medicine/sciences courses.

What happens next?

You will need to complete all the sections of your application before you can submit it.

2027 UCAS Application

[Go to application](#)

Your application is in progress

You have completed 18% of your application. You need to complete all sections of your application before you can submit it.

18%

Submit to your School/College/Centre by **11 December 2026**

To meet the UCAS January Equal Consideration Date on **13 January 2027**

What happens next?

You will need to complete all the sections of your application before you can submit it.

STUDENT VIEW

IN THE HUB

PREPARE FOR CONFIRMATION & CLEARING



Getting ready for the summer 2026 results period

DOWNLOAD THE **APPLICANT STATUS REPORT**

JCQ EMBARGO PERIOD

Friday 7 August 08.00 – Thursday 13 August 08:00

Adviser portal

For registered centres supporting UG applications

Hi Nicola

Student Hub activity

View your students' preparatory activity in the Hub

[Go to student Hub activity](#)

Application Management

View details of your students' progress, application details, and references

[Go to 2026 applicant list](#)

[Go to 2027 applicant list](#)

Tracking offers and decisions

View details of your students' offers and decisions

[Go to 2026 tracking offers & decisions](#)

[Go to 2027 tracking offers & decisions](#)

Outreach Connection Service

Search, find and filter for outreach opportunities

[Go to Outreach Connection Service](#)

CONFIRMATION & CLEARING: ADVISER RESOURCES

Confirmation and Clearing: The essentials

If you're new to advising or need a refresh, this page contains the essential information about Confirmation and Clearing.

What's on this page?

- Students' options throughout Confirmation and Clearing
- New to Confirmation and Clearing?
- Confirmation explained
- What is the embargo?
- Supporting your students on results day
- Different Confirmation decisions
- Clearing
- Clearing Plus
- Decline my place

Students' options throughout Confirmation and Clearing

Below is a quick summary of the different options available to students throughout Confirmation and Clearing.

Clearing quick summary table

Clearing	For students who apply after 30 June or applicants who want to apply elsewhere to start their studies this year. Clearing vacancies are displayed in the UCAS search tool from 2 July.
Clearing Plus	Also for students who apply after 30 June, and those not holding an offer. We use their application information to match them to suggested courses. They can see these courses by clicking the 'My matches' button in their application.
Decline my place	For applicants who have changed their mind, 'Decline my place' enables them to add another choice to their application. The 'Decline my place' button will appear for eligible applicants. Applicants should secure a new place before using this service as it's not reversible.



Confirmation and Clearing resources

Designed to give you everything you need, these resources can be downloaded and edited so you can prepare your students ahead of the summer results period.

- Confirmation and Clearing 2026: Your complete guide (18.36 MB)
 - everything you need to support students through Confirmation and Clearing. Includes easy to use screenshots showing the full student application journey, plus a clear overview of options and practical ideas to help students prepare. Use it as is with students or customise it by adding the screenshots wherever they're most useful.
- C&C checklist – advisers (1.69 MB)
 - use this to help prepare your students for results day. The document can be edited to suit your students' needs.
- Clearing poster (886.95 KB)
 - use this to help your students prepare for what their status could mean and what their next steps would be on results day.

[Access the adviser Clearing Toolkit](#)

CONFUSED ABOUT CLEARING? SHINE SOME LIGHT ON IT.

Clearing is another opportunity to find your perfect course at uni - you'll find the latest courses available in Clearing on ucas.com from 5 July.

Here's your quick guide →

1 MAKE A LIST

Make a list of courses you're interested in and their contact numbers ahead of results day, so you are prepared if you decide to use Clearing.

2 CALL CHECKLIST

- Your Personal ID number
- Clearing phone numbers
- Your qualifications
- Pen and paper

3 PREPARE A SCRIPT

"Hi my name is (name) my UCAS ID is (number) I am interested in (course name). Are there any spaces available?"

GET MORE HELP & ADVICE



ucas.com/clearing

UCAS

WHAT YOUR APPLICATION STATUS MEANS

Understand what your application status means and what comes next.



SIGNPOST STUDENTS TO UCAS GUIDANCE

Clearing and results day

Discover what to do on results day, what Clearing is and how it works, and see how to navigate your next steps.



What is Clearing?

If you're applying through Clearing, find out what to do, and how to apply.



Results day

If you offers are conditional on results, it's now you see if your exam results are high enough for the uni or college to confirm your place.



After results day

Whether you met your conditional offer straight away or found a place through Clearing, most students chat the next stage of their higher education journey on results day.



Who should I contact?

Who to contact for help and advice about your application, and what to do next.

CLEARING GUIDES



Top tips for calling universities during Clearing

Top tips for you to help prepare for the calls you'll be making.



Clearing guide for international students

International students, including EU and other overseas students, can use Clearing in the same way UK students can.



Clearing guide for parents

Heard of Clearing but not sure what it's all about? Here we share what you need to know and practical tips for supporting someone through the process.



Read UCAS' guide to Clearing and results days for students



RESOURCES AND TRAINING



Support for advisers

Top 5 resources for you:

1. [Newsletters](#)
2. [Annual Adviser guide](#)
3. [Adviser Toolkits](#)
4. [The UCAS Hub guide](#)
5. [Adviser webinars](#)

ADVISER GUIDE 2027

FOR ENTRY TO UNIVERSITY OR COLLEGE IN 2027

An operational guide for all teachers, advisers, and agents who help undergraduate students apply to study in the UK, as a UCAS registered centre.

ADVISER FUNDAMENTALS

For new Registered Centres and teachers/advisers new to UCAS.

A practical training day designed to give you the skills, support and clarity required to support your students in each UCAS cycle.

Join us at our UCAS Headquarters or on the road throughout the U.K.

[Register here](#)



YOUR HUB JOURNEY



UCAS

UCAS

1

GET STARTED: REGISTER ON THE HUB



2

BUILD YOUR PROFILE

Explore your favourite subjects, universities, employers, courses, apprenticeships, and more. Create a list of all your options.

3

TAKE THE CAREERS QUIZ

What would you like to do? Find careers that match your personality, interests, and skills.



4

TRY SUBJECT TASTERS

Grab the popcorn and hear real lecturers covering topics you would actually study. Try before you apply. You even get a certificate at the end!



5

EXPLORE THE WORLD OF WORK

Get work experience with top employers like Airbus, the Met Office, and Amazon Future Engineer. Perfect for CVs, applications, and personal statements.



9

CHAT TO CURRENT STUDENTS

Get messaging! Ask questions, get advice, and see if the university, subject, and location are a good fit for you.



10

ATTEND A LOCAL UCAS DISCOVERY EVENT

Chat with people from different universities and companies. Open your eyes to new options and grab some giveaways.

11

KNOW YOUR FINANCE OPTIONS

Learn about potential study costs and funding options, including student loans and scholarships.

12

BOOK AN OPEN DAY

Get ready for a great day out! You'll get to see the facilities on campus, speak to current staff and students, and explore the local area.



13

MAKE A SHORTLIST

Shortlist your favourite options: university courses, apprenticeship pathways, and further education. Use the Historical Entry Grades Tool to understand the grade profiles previously accepted by universities.

14

STILL DECIDING?

See if a gap year or internship is the best choice for you.



15

START YOUR APPLICATION

Clear on your next step? Then it's time to start applying!

EXPLORE THE HUB:
[UCAS.COM/HUB](https://ucas.com/hub)



Illustration designed by Shreyas on Pexels.com

DESTINATIONS PROGRAMME

CREATED BY CAREERS ADVISERS

UCAS

A new, structured, two-year Careers Discovery Framework supporting consistency and quality across the curriculum, for ages 16 -18.

- Detailed lesson plans
- Comprehensive scheme of work.
- Six themes aligned to Gatsby Benchmarks.



THANK YOU!



UCAS' Adviser
Help Team

0345 123 8001

adviserhelp@ucas.ac.uk

Adviser Experience
and Training Team

training@ucas.ac.uk

CONNECT WITH US



[UCAS for Advisers group](#)

PLEASE SHARE YOUR
FEEDBACK ON
TODAY'S SESSION

(It's how we learn to support you better!)



Nicola Turner

n.turner@ucas.ac.uk

MORE RESOURCES FOR YOU

- [Hub lesson plans](#)
- [Guide - Meeting the Gatsby Benchmarks and CDI Framework](#)
- Downloadable posters:
 - [Plan for every pathway – A downloadable calendar for the year ahead](#)
 - [Big map](#)
 - [Springpod](#)
 - [Historical entry grades tool](#)
 - [Early careers kit](#)

Find out more [here](#).

LESSON 1: DISCOVERING YOUR SKILLS

UCAS

OBJECTIVE: Help your students to start identifying individual skills and personal qualities, and use them to make an informed personal selection for their career journey.

LEARN ACTIVITIES:

- All three activities can be completed independently in short 20-minute sessions or be combined for one 60-minute lesson.
- Students should form individual computer accounts.
- Your lesson pack contains guidance, examples to use, and question starters.

LESSON 2: EXPLORING YOUR PASSIONS

UCAS

OBJECTIVE: All students will be able to start recognising and discussing their passions, what they can use them as a starting point for identifying future subject or career choices.

LEARN ACTIVITIES:

- All three activities can be completed independently in short 20-minute sessions or be combined for one 60-minute lesson.
- Students should form individual computer accounts.
- Your lesson pack contains guidance, examples to use, and question starters.

LESSON 3: APPRENTICESHIPS

UCAS

LEARN ACTIVITIES:

- All three activities can be completed independently in short 20-minute sessions or be combined for one 60-minute lesson.
- Students should form individual computer accounts.
- Your lesson pack contains guidance, examples to use, and question starters.

UCAS

PUT YOURSELF ON THE MAP

Whether you want to study close to home or explore a new part of the country, there are over 500 universities and colleges across the UK to choose from. Visit the UCAS Hub to discover all the options, specialties, and courses available to you.

Where will you study next?

EXPERIENCE YOUR FUTURE, NOW.

TRY UNIVERSITY COURSES AND VIRTUAL WORK EXPERIENCE BEFORE YOU APPLY.

Experience real courses taught by real lecturers, and get hands-on experience with top employers - all from the comfort of your home. Work collaboratively with colleagues from other schools and universities to solve real-world problems and gain valuable skills to help you succeed in your studies.

SUBJECT TASTERS

Created and delivered by university lecturers, 14 different tasters will give you a real insight into the subjects you're considering for your studies.

WORK EXPERIENCE ONLINE

Gain an industry insight, receive an overview of progression opportunities, receive a real-world experience of a career pathway, and gain valuable skills to help you succeed in your studies.

UCAS HUB

Discover all the options, specialties, and courses available to you.

UCAS HUB

Discover all the options, specialties, and courses available to you.

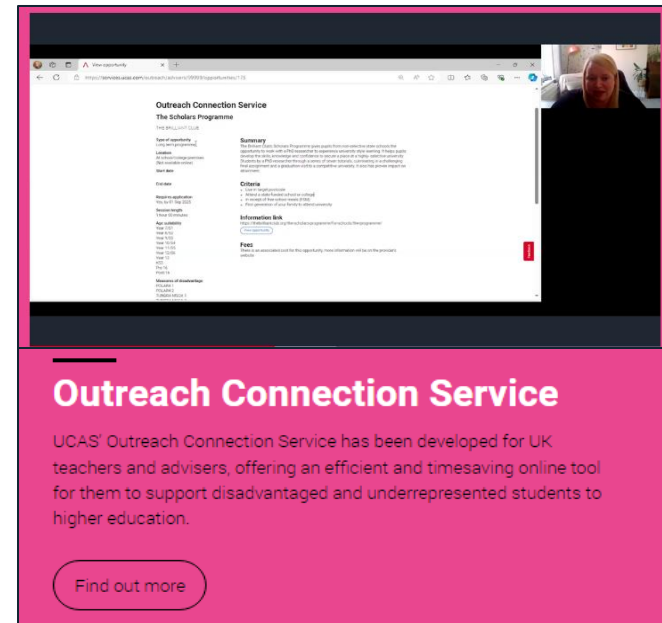
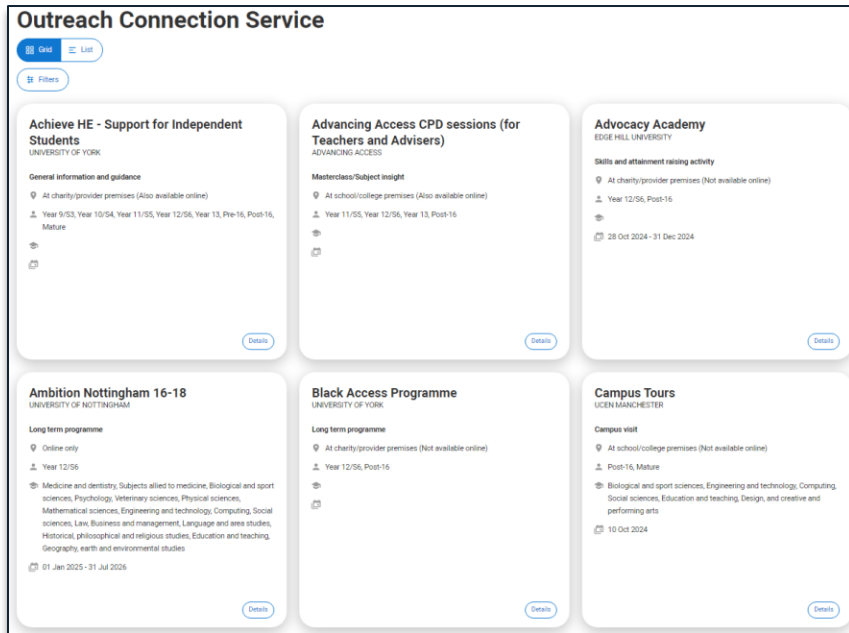
PERSONAL STATEMENT CLASSROOM RESOURCES

- Information, advice and guidance
- What you need to know video
- Resources for internal staff training
- Classroom resources
- Checklists
- Poster
- FAQs



Lesson	Learning Outcomes	Activity Summary	Suggested time	Resources
		<p>Activity 1: What is a skill?</p> <p>Ask students what they think a skill is. Show the dictionary definitions of the word skill. Do they agree with these definitions?</p> <p>In pairs or groups can they write their own definition of what a skill is? Why do they think it's important to think about skills for their personal statement? Explain that it's important to think about skills when planning their personal statement as they will need to use lots of examples.</p>	20 mins	
		<p>Activity 2: Discuss the 3 types of skill categories.</p> <p>There are lots of different ways to categorise skills; for simplicity we are exploring it as follows:</p> <p>Transferable skills: general skills that are important for many areas of life including our education or job. They are skills you can develop and be transferred across different areas.</p> <p>Personal skills: abilities we are born with, our natural talents, or things we develop through our experiences.</p> <p>Knowledge based skills: skills that are specific to a subject, area or topic.</p> <p>Remind students that skills are gained through all experiences (personal, education, training etc).</p> <p>Paired or group discussion: students to think of 3 examples of skills that might fall into each group. Feedback and share answers. Show slide with a range of other examples to support discussion if needed.</p>	20 mins	Bingo grid Bingo example cut outs Activity slides Student activity worksheet
		<p>Activity 3: Skills bingo</p> <p>To help start student reflection on their experiences, skills and strengths use the bingo grid to play 'Skills bingo'. Students choose 9 skills off the list of 24 provided and write them on their blank grid. Cut up the skills provided and put them out randomly. For each skill read out if the student chooses to put it on their grid, they need to mark it off. Keep going until someone has 3 in a row, column, or diagonally.</p> <p>Extension: for each skill they have on their grid, they must provide an example of when they have used this skill before it can be marked off. Keep going until someone has 3 in a row, column or diagonally.</p>	20 mins	

THE UCAS OUTREACH CONNECTION SERVICE



- Connect students to the right outreach opportunities
- Filter by circumstance, location, age, etc
- Free to use

[Watch a webinar recording showing how the OCS works](#)

TRAINING TO SUPPORT YOU



Professional Development Platform (PDP)

Learn more about UCAS, with free short training courses via our dedicated [Professional Development Platform](#).



Bespoke training

We can work with you to [develop training](#) specific to you and your team's needs.

Email us at training@ucas.ac.uk



Adviser webinars

[Join us](#) to hear from UCAS teams and sector experts on the latest topics.

Live or on demand!